

# HOW TO...

## LINK YOU CHILD ONTO YOUR PARENT PORTAL



# IN ORDER TO LINK YOUR CHILD TO YOUR PORTAL...



YOU WILL NEED TO SCROLL DOWN TO FIND THE ADD/REMOVE STUDENTS


**STUDENT ATTENDANCE EXCUSED ADMIT APPLICATION**  
Click here to submit admit electronically in order to excuse an absence for your child.

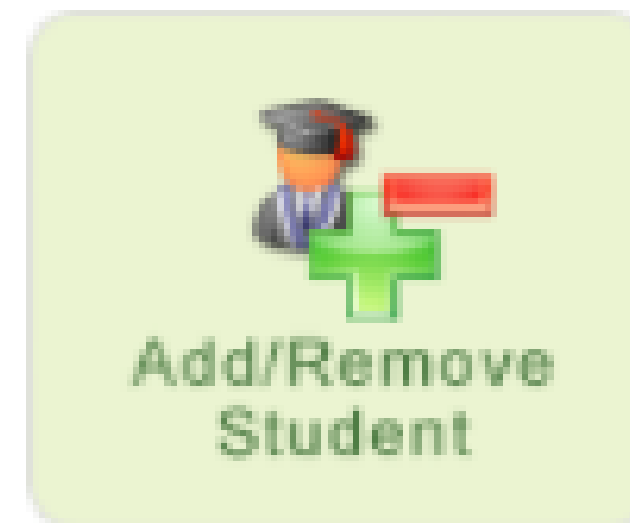
**My Personal Info**

**Electronic Gradebook**  
View Grades & Attendance

**Registered Students**

  [View Grades](#)

  
Add/Remove Student



# ONCE YOU CLICK ON THIS BUTTON...

Add/Remove Student

Registered Students

DONOVAN J. LANZA Remove

Add Student

Parent ID  
P1025706

Student ID (7 digits)

Parent PIN (6 digits)

Home Zip Code

Date of Birth  
mm/dd/yyyy

**ALL PARTS  
OF THIS  
SCREEN  
MUST BE  
FILLED OUT  
IN ORDER  
TO  
PROCEED.**

**YOU WILL BE RE-  
DIRECTED TO THIS  
SCREEN.**

**YOU WILL NEED YOUR P#  
(PARENT NUMBER).**

**YOU WILL NEED YOUR  
PARENT PIN. (\*THIS PIN IS  
INDIVIDUALIZED FOR EACH  
PARENT. PARENT PINS ARE  
ONLY GIVEN IN PERSON AT  
THE SCHOOL SITE)**

# IMPORTANT TO NOTE.



**LINKING YOUR STUDENT TO YOUR ACCOUNT HAS A ROLL OVER TIME FRAME OF 24-72 HOURS IN ORDER TO REFLECT IN OUR SYSTEM AND GRANT PARENTS ACCESS TO ENROLL THEIR CHILD IN THE ASC/CS PROGRAMS WE PROVIDE.**

**YOU HAVE  
SUCCESSFULLY  
LINKED YOUR  
CHILD TO YOUR  
PARENT PORTAL.**

